

# Planet Fruu

Science is eager to  
play? Well then  
Fruu!





The Planet Fruu contains 250 interactive activities from various developmental areas, ideal for children aged 3 to 11. You will find logical, sports, skill and educational activities. Also those that you can successfully use during rehabilitation and corrective-compensatory classes, working with children with sensory processing, concentration, communication and learning process disorders. This is the most universal of our planets, which is a starting set of activities and you will receive it in a set with every purchased Knowla Box or Knowla Wall device.

Smart fun reports preparation for classes!



In some activities, the preferred form of use is balls, while in the other it will be pens. This does not mean that you cannot mix the formula. Pay attention to the markings for each application.

Applications marked for playing with balls are also available in Knowla.fun mode.

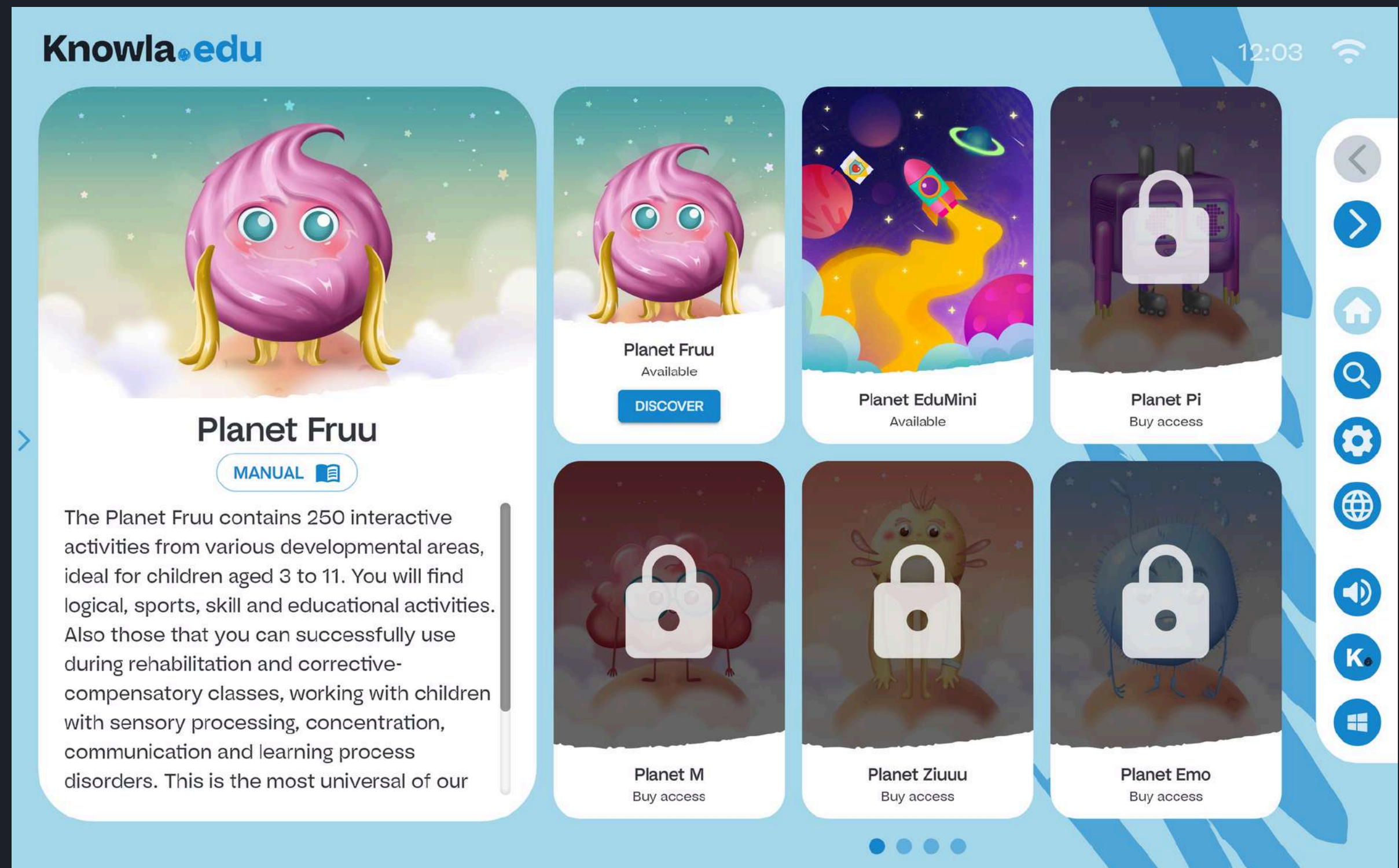
They are available for play for both one and several people. Several of the activities have an explicit division into the number of competing people, appearing before the game begins (e.g. Bowling, Darts, Football, Tic Tac Toe).

Depending on the animation method, these can be cooperative or competitive games.





# Planet Fruu in the Educational Universe





# System buttons and menu view



# Main menu - legend



back to all planets view



previous planets/apps/activities



next planets/applications/activities



go to application search



go to settings: language selection, license key activation, service settings



sound on/off (turning off the sound at the planet/application selection level will turn off the sound in every subsequent enabled activity; turning off the sound in an activity will only be active while playing in a given activity)



go to Knowla.fun or Knowla.edu mode selection



switch to Windows desktop view; the application will remain active on the taskbar at all times



# Menu icons in activities - legend



exiting the activity to view of the planet (application selection); any changes made will be lost



reloading the activity; any changes made will be lost



sound on/off



exit to activity selection list, any changes will be lost



previous board



next board



# Activity List





The Planet Fruu includes 42 apps with 250 activities:

- |                            |                        |                         |
|----------------------------|------------------------|-------------------------|
| 1.Count the animals        | 16. Air hockey         | 31. Save the Snowman    |
| 2.Multiplication           | 17. Bubble ABC         | 32. Sleeping rectangles |
| 3.Addition and subtraction | 18. Deliver a pizza    | 33. Runner              |
| 4.Draw freely              | 19. Classic snake      | 34. Train your reflexes |
| 5.Colour the picture       | 20. Bowling            | 35. Running eggs        |
| 6.Trace patterns           | 21. Sea Shapes         | 36. Sliding puzzle      |
| 7.Connect the dots         | 22. Flying balloons    | 37. Piniata             |
| 8.Copy the picture         | 23. Repeat pattern     | 38. Save the planet     |
| 9.Go through the maze      | 24. Football           | 39. Growing Squares     |
| 10.Connect the pictures    | 25. Score a goal       | 40. Catch Fruudo        |
| 11.Put together a puzzle   | 26. Redraw the picture | 41. Find the figures    |
| 12.Creator                 | 27. Fill with color    | 42. Tic Tac Toe         |
| 13.Expand the farm         | 28. Darts              |                         |
| 14.Rainbow worm            | 29. Lemurs' Neighbors  |                         |
| 15.Volleyball              | 30. Falling gifts      |                         |





# Count the animals

Count how many elements are on the left side of the equation, then type the number in the box by hand. The correct answer will highlight the screen in blue.

## Example application:

hand exercises, counting to 10,  
competitions: who can get the most  
correct results in a given time



=



# Multiplication

Practice your multiplication table.  
After you have done the calculation,  
enter the result by hand in the box  
next to it. The correct result will  
highlight the screen in blue.

## Example application:

hand exercise, multiplication to 100,  
competition: who can get the most  
correct results in a given time

We recommend the use pens in this activity.

$$8 \cdot 6 =$$

- 0 -



# Addition and subtraction


Perform simple and difficult addition or subtraction operations. Then type the result in the box next to it by hand. The correct result will highlight the screen in blue. Be careful, some of the examples may be difficult.

## Example application:

hand exercise, counting to 1000

We recommend the use pens in this activity.

$$6 + 1 =$$





# Draw freely

Create your own masterpiece with a wide selection of colours and line thicknesses.

## Example application:

developing creativity, creating joint works, drawing the topic as part of the classes



We recommend the use pens in this activity.



# Colour the picture

We have prepared a whole bunch of different colouring pages waiting to be filled with colours. In this colouring book, the fields are not filled automatically, which allows you to colour like in the traditional version of colouring books.

## Example application:

exercises in holding the marker and not going beyond the lines, various colouring pages that can be adapted to different lesson topics

We recommend the use pens in this activity.





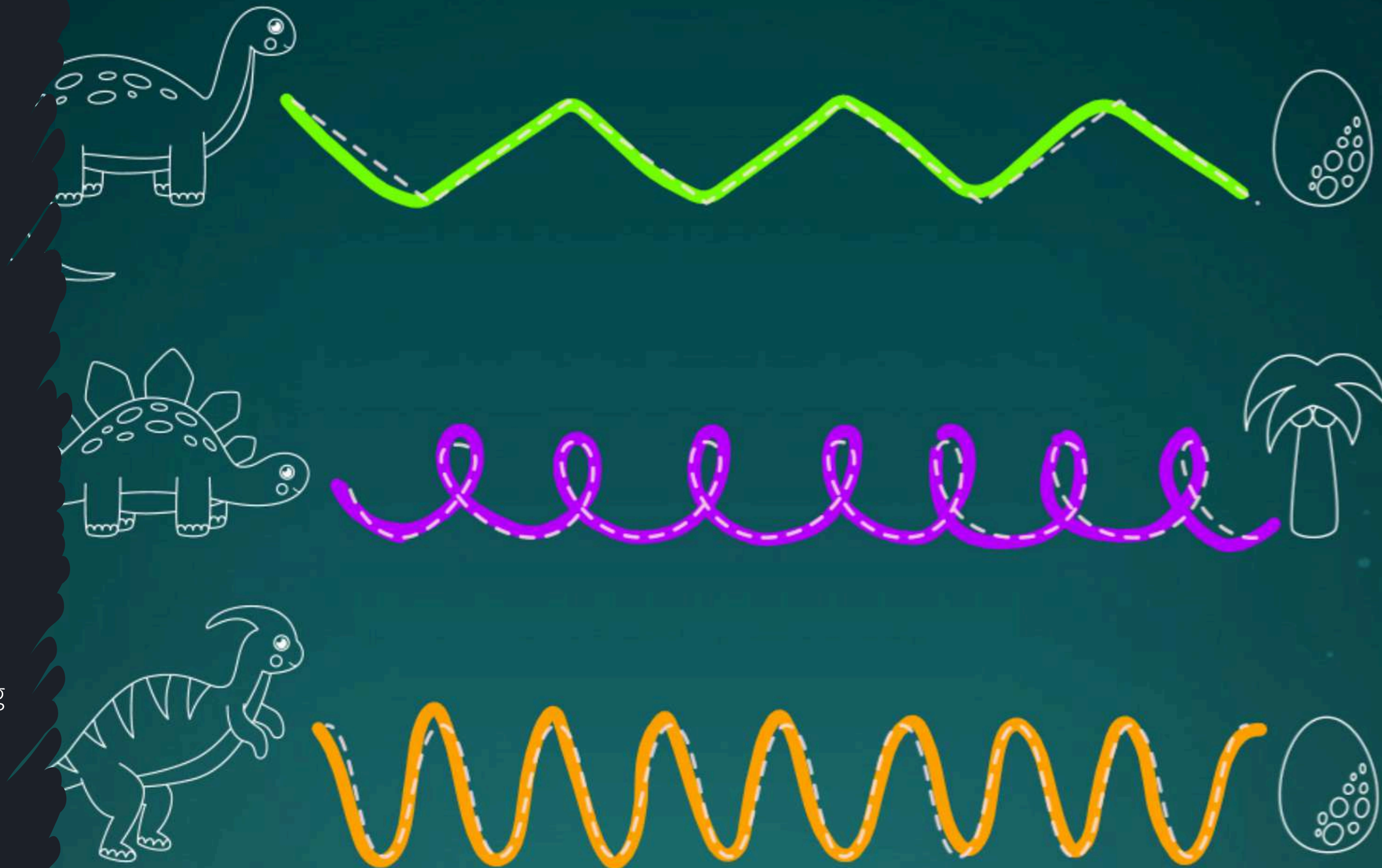
# Trace patterns

Are you honing your calligraphy skills? Well, you're in luck, because here you'll find a package of different patterns that will help you improve your skills a bit. Just don't go over the line.

## Example application:

hand exercises, competition for the fastest and most accurate pattern, topics related to characters in coloring books, creating a story about the pattern

We recommend the use pens in this activity.



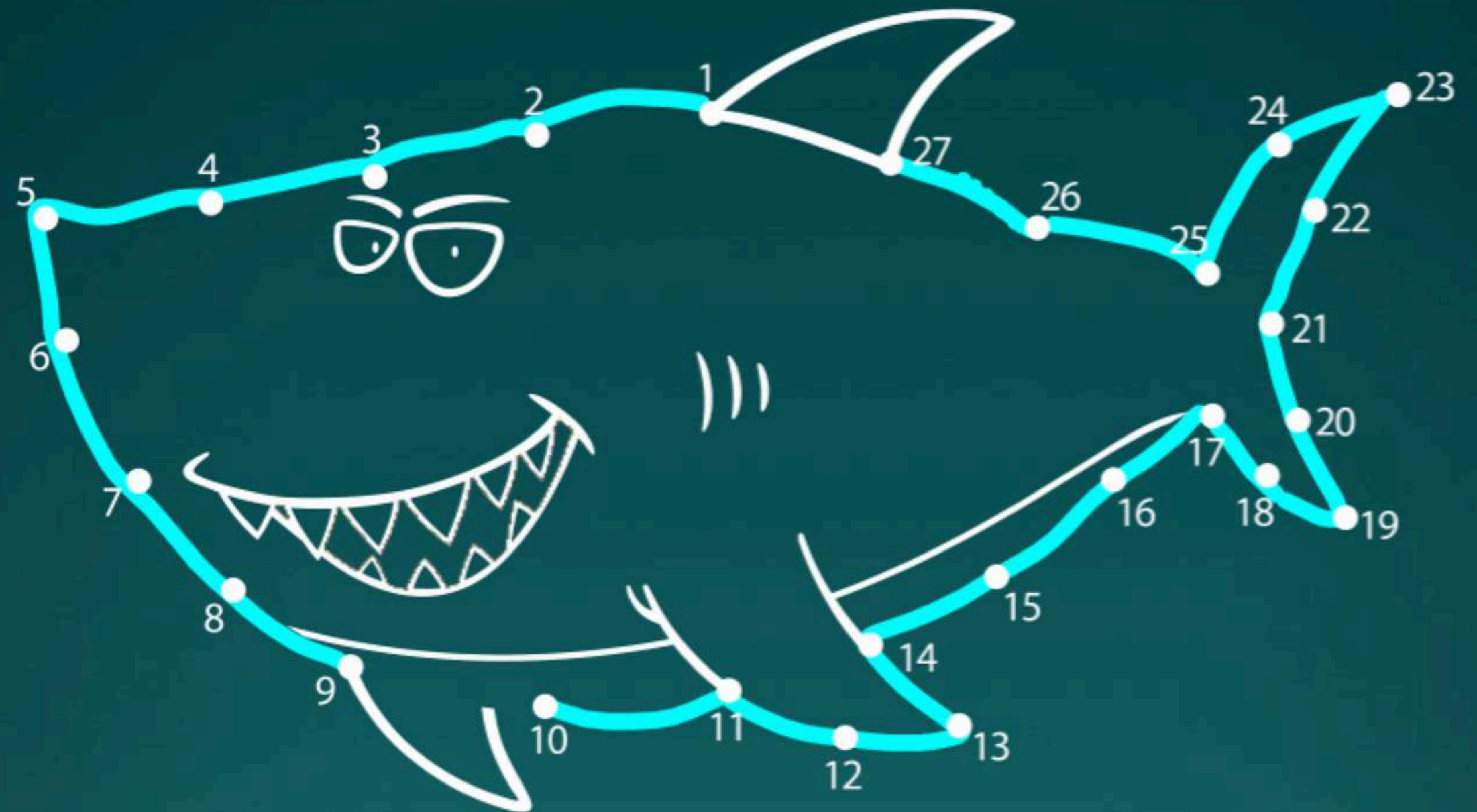


# Connect the dots

Connect the dots in the correct order, then check what creature is hiding underneath them.

## Example application:

as part of learning to count, exercise your hand, and talk about animals.



We recommend the use pens in this activity.




# Copy the picture

See the image on the left? Try copying it on the matrix on your right. Do they look the same?

## Example application:

an exercise in accuracy and precision,  
a competition for the drawing that  
comes closest to the model



We recommend the use pens in this activity.





# Go through the maze

Here you will find several maze boards: from the simplest to the more difficult ones. Grab your marker and find your way out.

## Example application:

depending on the topic, you can change the form of the journey.  
concentration, thinking, precision.

We recommend the use pens in this activity.









# Connect the pictures

Find matching pictures according to a certain rule, and then arrange them next to each other. It can be a similar shape, for example, or an item necessary for a given profession. When arranged correctly, the screen will light up blue.

## Example application:

searching for the rule of connections, types of professions, counting, English, animals, space. Exercise concentration, logical thinking

We recommend the use pens in this activity.



# Put together a puzzle

Put the puzzle in its place to see what image is hidden underneath. Here you will find puzzles with simple illustrations and more difficult photos or images. After correct arrangement, the screen will light up blue.

## Example application:

telling a story from a picture, searching for a pattern, topics about animals, works of art

We recommend the use pens in this activity.



# Expand the farm

Combine the same pets together to create more on higher levels.

## Example application:

learning about animals, connecting the same shapes, competitions: which team will be the first to get, for example, a panda.

We recommend the use pens in this activity.





# Rainbow worm

Traditional snake with a modern twist. Collect falling fruits and vegetables and watch out for the skulls that appear.

## Example application:

topic about classic games, birthday, break. Exercise of observation, speed.

We recommend the use pens in this activity.




# Volleyball

From now on, you can play volleyball without going out onto the court. Bounce the ball and don't let it hit the floor.

## Example application:

sports day, tournament, observation exercise, speed. Physical activity.

We recommend the use 2 pens in this activity.



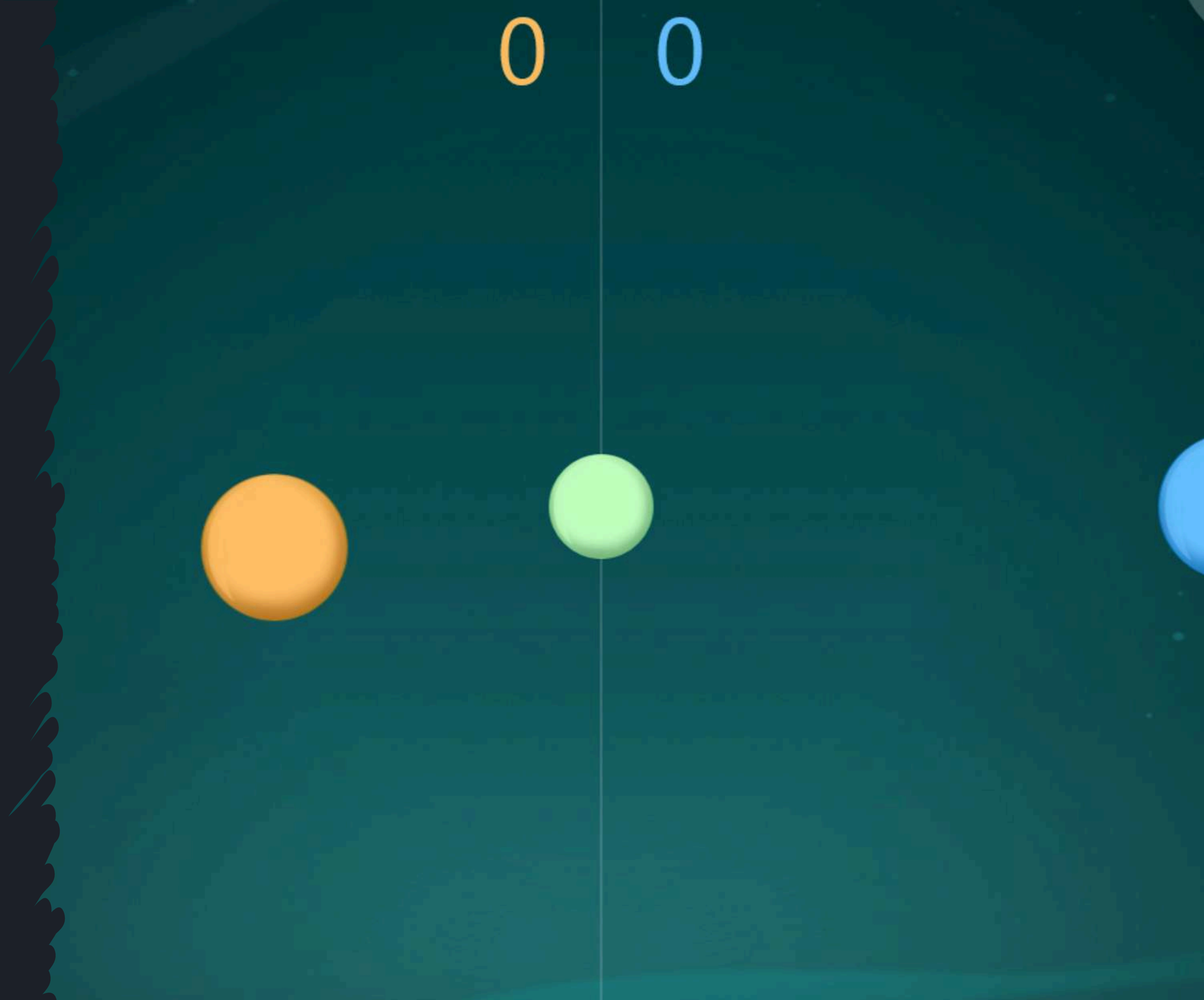
# Air hockey

Hit the ball and score in the opponent's goal. Don't forget to defend yours too!

## Example application:

sports day, tournament, observation  
exercise, speed. Physical activity.

We recommend the use 2 pens in this activity.






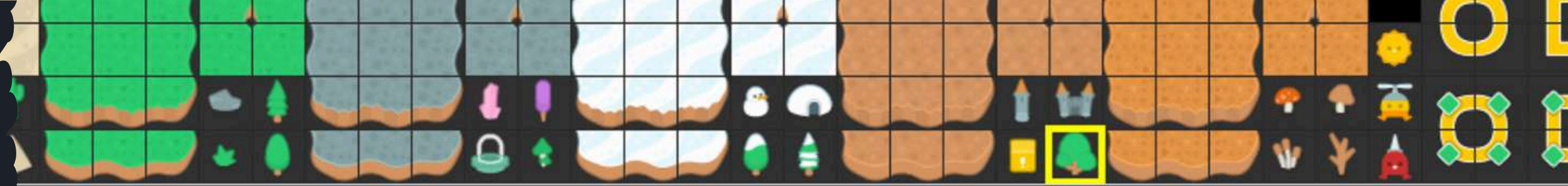
# Creator

You have at your disposal various types of platforms, green areas, roads, houses, characters, etc. Build your own world from them.

## Example application:

creating a model for play for real mascots, road traffic, types of climates and surfaces on Earth. Creating, stimulating creativity

We recommend the use pens in this activity.



# Bubble ABC

An activity for all children who are just starting their adventure with reading and writing. The user's task is to hit the bubbles that contain the letter given above.

## Example application:

exercises related to learning letters, recognizing shapes, practicing pronunciation, finding words starting with a given letter.

We recommend the use balls in this activity.





# Deliver a pizza

Take on the role of a pizza delivery driver and deliver your pizza safely and on time. Move between lanes and watch out for other cars to avoid causing an accident.

## Example application:

traffic rules, types of professions.

We recommend the use balls in this activity.





# Classic snake



The world-famous game in our version. Help the snake eat as many apples as possible and see how long it can become.

## Example application:

topics of traditional games, exercises for observation and concentration.

We recommend the use balls in this activity.



# Bowling

Haven't been bowling in a while? Well, you can test yourself in our digital version. Try to knock down as many pins as possible by throwing a ball and win the tournament.

Activity from 1 to 4 people.

## Example application:

sports day, aiming practice, as part of a school bowling tournament, practicing before going to the real bowling alley.

We recommend the use balls in this activity.



10



0



# Sea shapes

Find all the elements with the shape given above. Also collect pink shells, in which you can find beautiful pearls.

## Example application:

exercises related to recognizing shapes, as part of conversations about the sea, sea creatures, while discussing “The Little Mermaid”.

We recommend the use balls in this activity.





# Flying balloons

Don't let the balloons fly away. The only effective method is to hit them with balls. But watch out for the ones with a skull, because they can end the fun.

## Example application:

birthday party, Valentine's Day, physical themes, concerning the weight and lightness of objects.

We recommend the use balls in this activity.







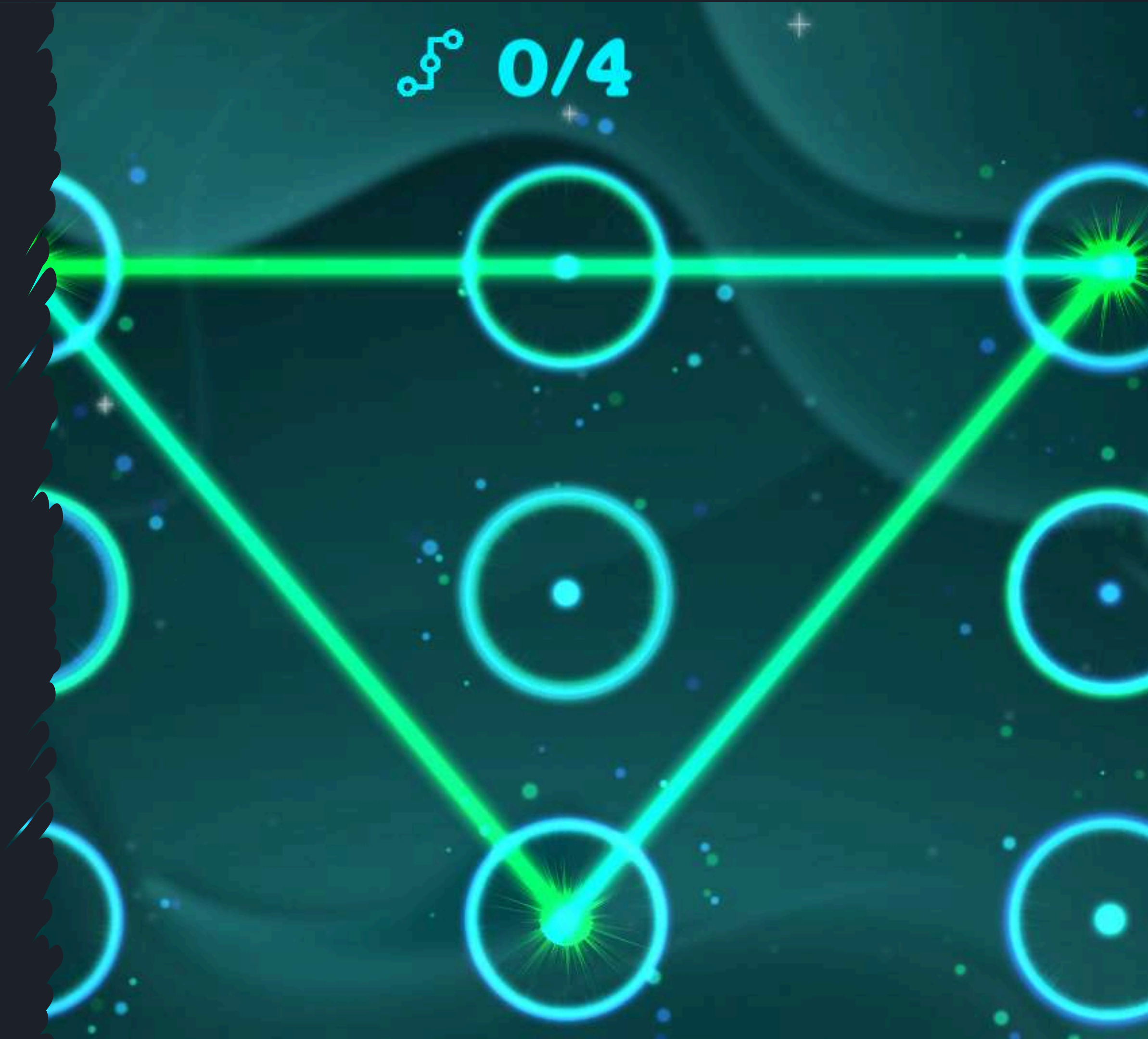
# Repeat pattern

The activity consists of reproducing the previously shown pattern. The ball should be thrown towards the next vertex of the figure.

## Example application:

exercises about memorizing or following a trail, tasks with spatial figures.

We recommend the use balls in this activity.





# Football

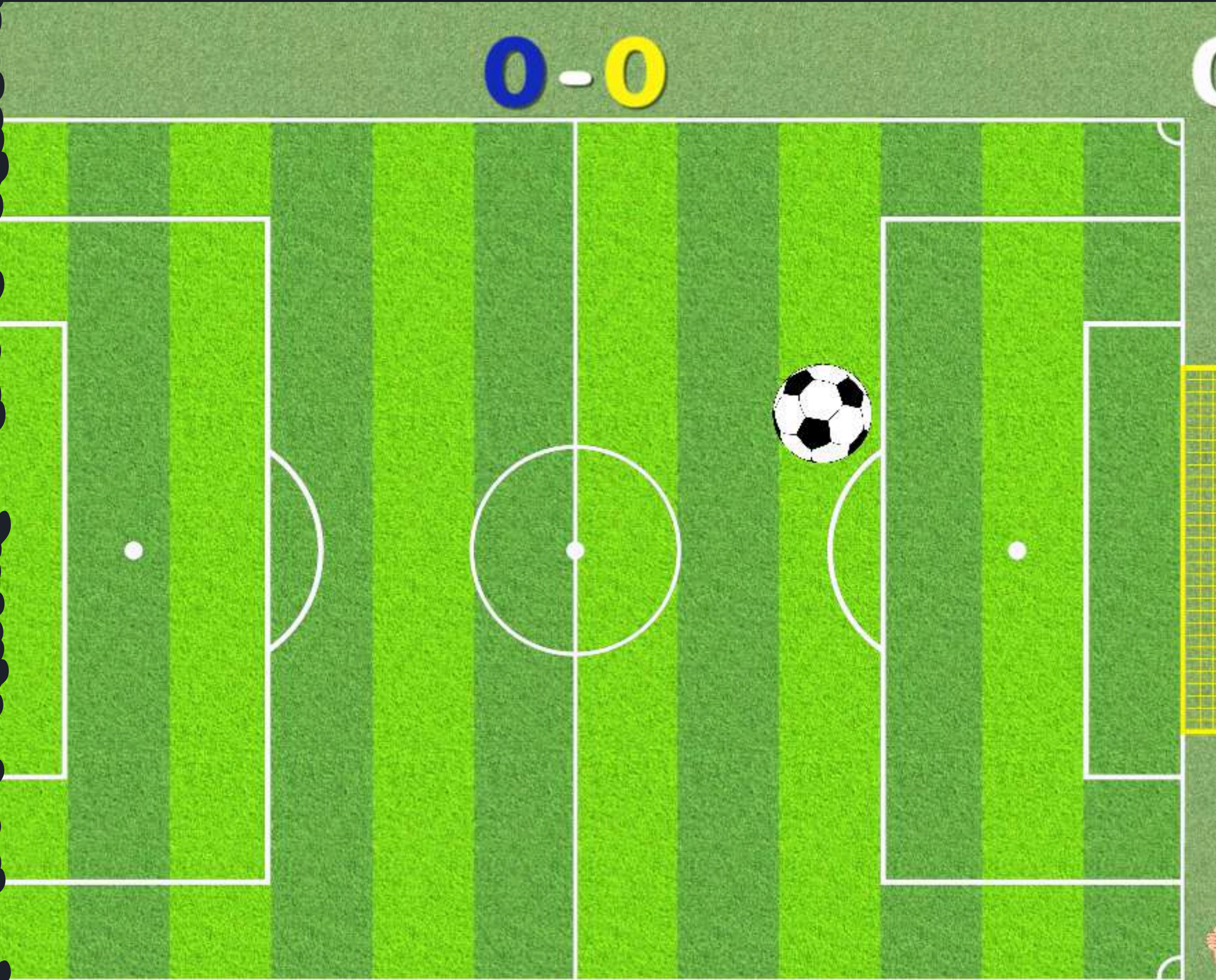
Take part in a fierce competition and play soccer with your buddy! Guide the ball towards the goal and score more goals!

Activity for 2 people or 2 teams.

## Example application:

sports day, target practice, as part of a pre-school/school football tournament, in connection with European and world sporting events.

We recommend the use balls in this activity.





# Score a goal!

Great fun with football! In this activity, you are the one who shoots at the goal. Outwit the goalkeeper and win the match!

## Example application:

sports day, target practice, as part of a pre-school/school football tournament, in connection with European and world sporting events.

We recommend the use balls in this activity.





# Redraw the picture


Create your own masterpiece and paint something amazing. You can use the added background patterns or stamps. Of course, there is also the possibility of drawing with a marker.

## Example application:

developing creativity, creating joint works, drawing a topic as part of the classes.



We recommend the use balls in this activity.







# Fill with colour

Try one of our colouring books and add some colour to it. With one touch of the ball, the entire field fills up.

## Example application:

an exercise in accuracy, creativity, a competition for the most original colouring of the picture.

We recommend the use balls in this activity.





# Darts

Think you've got a good eye? You absolutely must try it out in our Darts variation. Throw a ball and see how many points you can collect!

Activity for 1 to 5 people.

## Example application:

sports day, accuracy training, tournament, counting points.

We recommend the use balls in this activity.



250

220

0

# Lemurs' Neighbors

It was a quiet day in a certain building. A few people were looking out their windows in a friendly way. Then, suddenly, the villains decided to disturb this idyllic aura. Throw a pie at them, and the rest of the residents could breathe again.

## Example application:

rules of life in society, the role of policemen.

We recommend the use balls in this activity.





# Falling gifts



The perfect Christmas activity! More presents are falling from Santa's sleigh. Grab them all before they hit the ground. I wonder how many you can collect?

## Example application:

Christmas-related fun and topics.

We recommend the use balls in this activity.







# Save the snowman

Snowman is wandering around the winter wonderland. Protect him from falling ice blocks.

## Example application:

topics related to winter, snow, carnival party. Exercise of observation, concentration.

We recommend the use balls in this activity.




# Sleeping rectangles

Sweetly sleeping rectangle faces can show their true colors as soon as you hit them with the ball! Quickly put those nervous ones to sleep.

## Example application:

topics related to emotions, fun in the area of sunbathing.

We recommend the use balls in this activity.






# Runner

A real obstacle course awaits you. Set up the platforms you cross and watch out for lurking dangers.

## Example application:

exercise of dexterity, cause-and-effect thinking, planning.



We recommend the use balls in this activity.





# Train your reflexes

Practice your reflexes, accuracy, speed and coordination. Hit the center of the circles displayed, within the time indicated by them, which is indicated by the ring around them. You can test the accuracy and speed of your throws. It is best to play individually and then compare the results.

## Example application:

sports day, accuracy and speed training, competition during sports activities.

We recommend the use balls in this activity.



# Running eggs

Colorful eggs roll and walk around the screen. Crack their shells and see what amazing creatures hatch from them.

## Example application:

exercises related to Easter, dinosaurs.

We recommend the use balls in this activity.





# Sliding puzzle

Rotate individual squares and try to arrange them into a coherent picture. You can choose from several different examples.

## Example application:

within the topics related to urban space, animals, grouping toys.



We recommend the use balls in this activity.





# Piñata




An activity where you destroy a virtual piñata with a rubber baseball bat. Find out what's inside.

## Example application:

birthday parties, cultural days.

We recommend the use balls in this activity.





# Save the planet

Save the planet from various threats from space. Alien invasion, asteroid attack.... Only you can become the hero of this world!

## Example application:

conversations about space, ecology, extraterrestrial life.

We recommend the use balls in this activity.



# Growing squares

Hit the growing squares and score more and more points. The bigger the square, the more points you get. Be careful though, because at some point they can explode.

## Example application:

exercise of dexterity, counting, observation, concentration.

We recommend the use balls in this activity.







# Catch Fruudo

Rainbow creatures fly across the screen. Catch as many as you can and see what happens.

## Example application:

birthday party.

We recommend the use balls in this activity.




# Find the figures

Hit all the similar shapes to the one in the blue box at the top. Don't miss the ones that are a different size or color!

## Example application:

as part of exercises related to recognizing or naming shapes, searching the scene, and perceptiveness.

We recommend the use balls in this activity.





# Tic Tac Toe

A famous childhood activity, which is also in this pack! Line up 3 shapes in a row and win with your friend.

An activity for 2 people.

## Example application:

warm-up before classes, determining the order in which teams present the task, logical thinking, competition.

We recommend the use balls in this activity.



It's smart to play.



For more inspiring content, please visit [www.knowla.eu](http://www.knowla.eu)